

## Gabba Members

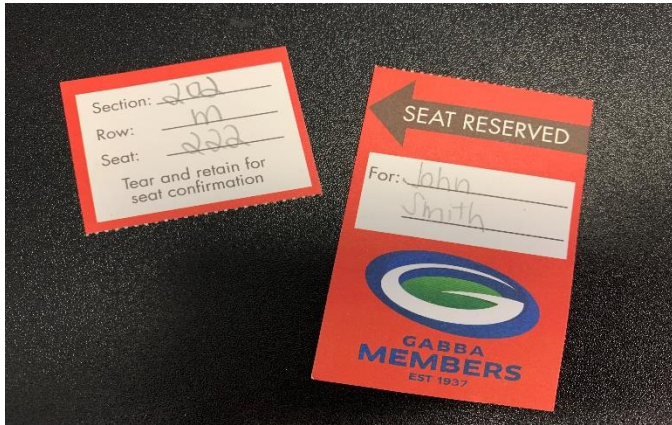
### Seat Reservation Card

Upon arrival at the Members Reserve you may reserve your seat by using a personal seat reservation card issued upon arrival through Gate 5.



These new seat reservation cards will replace the old seat reservation stickers as a tidier, recyclable option, without the stickers' gluey residue and ongoing expense with cleaning issues.

Select your seat, complete the card with your Section, Row and Seat in the top part of the ticket and your name or membership number in the bottom part. Tear the ticket and retain the top portion for your confirmation.

Insert the bottom part of the ticket to either the seat clip for framed seats, or behind the cushion for unframed seats with the arrow pointing to your reserved seat.



#### Framed seat with clip



**Unframed seat without clips**



If you have any queries, our friendly event day staff will be happy to assist.